



Shanna Jones
MENTAL ILLNESS (VNSG1238 01221E)

BC Survey - Results 2022 Fall I (221E), MENTAL ILLNESS (VNSG1238 01221E)

Dear Instructor,

Below are the 2022 Fall I (221E) survey results for "MENTAL ILLNESS (VNSG1238 01221E)".

The overall indicator is listed first.

The second part of the analysis lists the average values of all individual questions.

Comments are listed at the report's end.

If you have any further questions, please reach out to a member of PIER.

Best regards,

Robert Wood
Assistant Research Analyst
Brazosport College
500 College Drive
Lake Jackson, TX 77566
(979)-230-3189
robert.wood@brazosport.edu

Shanna Jones
2022 Fall I (221E)
MENTAL ILLNESS (VNSG1238 01221E)
No. of responses = 5



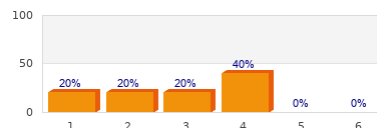
Survey Results

3. Level of Agreeance:

3.1) Instructions for course activities and assignments were clear.	strongly disagree	<table><tr><th>Rating</th><th>Percentage</th></tr><tr><td>1</td><td>0%</td></tr><tr><td>2</td><td>40%</td></tr><tr><td>3</td><td>40%</td></tr><tr><td>4</td><td>20%</td></tr><tr><td>5</td><td>0%</td></tr><tr><td>6</td><td>0%</td></tr></table>	Rating	Percentage	1	0%	2	40%	3	40%	4	20%	5	0%	6	0%	N/A	n=5 av.=2.8 md=3 dev.=0.8
Rating	Percentage																	
1	0%																	
2	40%																	
3	40%																	
4	20%																	
5	0%																	
6	0%																	
3.2) The workload in this course was well distributed throughout the term.	strongly disagree	<table><tr><th>Rating</th><th>Percentage</th></tr><tr><td>1</td><td>20%</td></tr><tr><td>2</td><td>40%</td></tr><tr><td>3</td><td>20%</td></tr><tr><td>4</td><td>20%</td></tr><tr><td>5</td><td>0%</td></tr><tr><td>6</td><td>0%</td></tr></table>	Rating	Percentage	1	20%	2	40%	3	20%	4	20%	5	0%	6	0%	N/A	n=5 av.=2.4 md=2 dev.=1.1
Rating	Percentage																	
1	20%																	
2	40%																	
3	20%																	
4	20%																	
5	0%																	
6	0%																	
3.3) The course was delivered as outlined in the syllabus.	strongly disagree	<table><tr><th>Rating</th><th>Percentage</th></tr><tr><td>1</td><td>0%</td></tr><tr><td>2</td><td>0%</td></tr><tr><td>3</td><td>40%</td></tr><tr><td>4</td><td>40%</td></tr><tr><td>5</td><td>20%</td></tr><tr><td>6</td><td>0%</td></tr></table>	Rating	Percentage	1	0%	2	0%	3	40%	4	40%	5	20%	6	0%	N/A	n=5 av.=3.8 md=4 dev.=0.8
Rating	Percentage																	
1	0%																	
2	0%																	
3	40%																	
4	40%																	
5	20%																	
6	0%																	
3.4) Assessments/exams were based on material covered in assignments, readings, lectures, videos, group activities, etc.	strongly disagree	<table><tr><th>Rating</th><th>Percentage</th></tr><tr><td>1</td><td>60%</td></tr><tr><td>2</td><td>0%</td></tr><tr><td>3</td><td>0%</td></tr><tr><td>4</td><td>40%</td></tr><tr><td>5</td><td>0%</td></tr><tr><td>6</td><td>0%</td></tr></table>	Rating	Percentage	1	60%	2	0%	3	0%	4	40%	5	0%	6	0%	N/A	n=5 av.=2.2 md=1 dev.=1.6
Rating	Percentage																	
1	60%																	
2	0%																	
3	0%																	
4	40%																	
5	0%																	
6	0%																	
3.5) The instructor made learning relevant to my field of study, career, or degree.	strongly disagree	<table><tr><th>Rating</th><th>Percentage</th></tr><tr><td>1</td><td>40%</td></tr><tr><td>2</td><td>0%</td></tr><tr><td>3</td><td>20%</td></tr><tr><td>4</td><td>20%</td></tr><tr><td>5</td><td>20%</td></tr><tr><td>6</td><td>0%</td></tr></table>	Rating	Percentage	1	40%	2	0%	3	20%	4	20%	5	20%	6	0%	N/A	n=5 av.=2.8 md=3 dev.=1.8
Rating	Percentage																	
1	40%																	
2	0%																	
3	20%																	
4	20%																	
5	20%																	
6	0%																	
3.6) The instructor used a variety of instructional methods (examples: group discussions, student presentations, student activities, lab activities, online discussions, video assignments, case studies, etc.)	strongly disagree	<table><tr><th>Rating</th><th>Percentage</th></tr><tr><td>1</td><td>40%</td></tr><tr><td>2</td><td>0%</td></tr><tr><td>3</td><td>20%</td></tr><tr><td>4</td><td>40%</td></tr><tr><td>5</td><td>0%</td></tr><tr><td>6</td><td>0%</td></tr></table>	Rating	Percentage	1	40%	2	0%	3	20%	4	40%	5	0%	6	0%	N/A	n=5 av.=2.6 md=3 dev.=1.5
Rating	Percentage																	
1	40%																	
2	0%																	
3	20%																	
4	40%																	
5	0%																	
6	0%																	
3.7) The instructor provided timely feedback on my assignments.	strongly disagree	<table><tr><th>Rating</th><th>Percentage</th></tr><tr><td>1</td><td>20%</td></tr><tr><td>2</td><td>40%</td></tr><tr><td>3</td><td>0%</td></tr><tr><td>4</td><td>40%</td></tr><tr><td>5</td><td>0%</td></tr><tr><td>6</td><td>0%</td></tr></table>	Rating	Percentage	1	20%	2	40%	3	0%	4	40%	5	0%	6	0%	N/A	n=5 av.=2.6 md=2 dev.=1.3
Rating	Percentage																	
1	20%																	
2	40%																	
3	0%																	
4	40%																	
5	0%																	
6	0%																	
3.8) The instructor exhibited professional behavior, treated students respectfully, and used appropriate language during class.	strongly disagree	<table><tr><th>Rating</th><th>Percentage</th></tr><tr><td>1</td><td>20%</td></tr><tr><td>2</td><td>20%</td></tr><tr><td>3</td><td>20%</td></tr><tr><td>4</td><td>20%</td></tr><tr><td>5</td><td>20%</td></tr><tr><td>6</td><td>0%</td></tr></table>	Rating	Percentage	1	20%	2	20%	3	20%	4	20%	5	20%	6	0%	N/A	n=5 av.=3 md=3 dev.=1.6
Rating	Percentage																	
1	20%																	
2	20%																	
3	20%																	
4	20%																	
5	20%																	
6	0%																	

3.9) The instructor provided grades within the stated timeframe.

strongly disagree

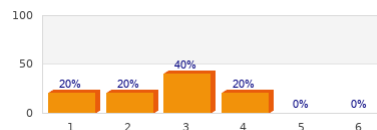


N/A

n=5
av.=2.8
md=3
dev.=1.3

3.10) The instructor was accessible to answer questions and explain material outside of class according to office hours.

strongly disagree



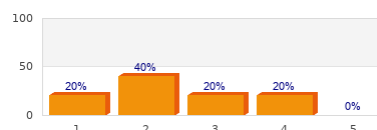
N/A

n=5
av.=2.6
md=3
dev.=1.1

4. Overall Satisfaction With This Course:

4.1) Please rate your overall satisfaction with the learning experience in this course.

Very Dissatisfied



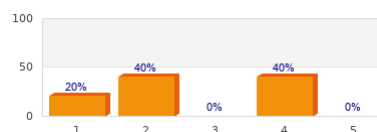
Very Satisfied

n=5
av.=2.4
md=2
dev.=1.1

5. Course Recommendation:

5.1) How likely are you to recommend this course with this instructor to a friend?

Very Unlikely




Very Likely

n=5
av.=2.6
md=2
dev.=1.3

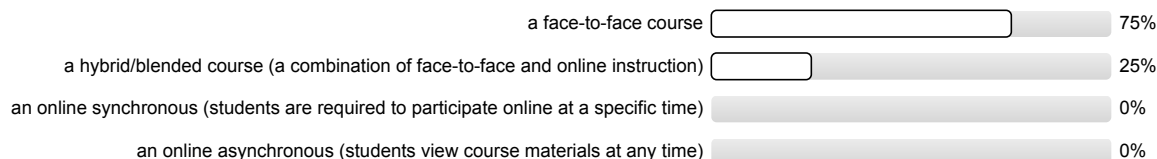
7. Student Demographics:

7.1) How many credits have you completed toward your degree or certificate?



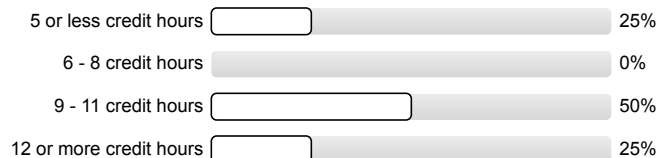
n=4

7.2) This course is instructed as:




n=4

7.3) This term I am currently enrolled in:



n=4

7.4) My current major is:



7.5) I am currently a high school student taking college courses.



Comments Report

2. More Than One Instructor:

2.1) **If your course had more than one instructor.** in the box type the name of the instructor you are assessing. If your course only had one instructor, skip this question.

■ shanna jones

6. Open Response:

6.1) What are the strengths of this course?

■ It would have been interesting to explore this subject a little longer, and probably would have benefitted students more if the course was longer

■ None

6.2) What changes would you recommend that would improve this course?

■ I had no issues with the content or the method of teaching. Understanding the concepts and how to apply it into a particular scenario concerning a patient for testing purposes involves being familiar with the information a little longer then was allowed.

■ More knowledge about the material.

■ Not making the exams based off of personal opinions. Not just reading straight out of the book, using language that everyone can understand. Keeping in mind if someone has the personal book or physical book.